

Automated HID File Download Tool

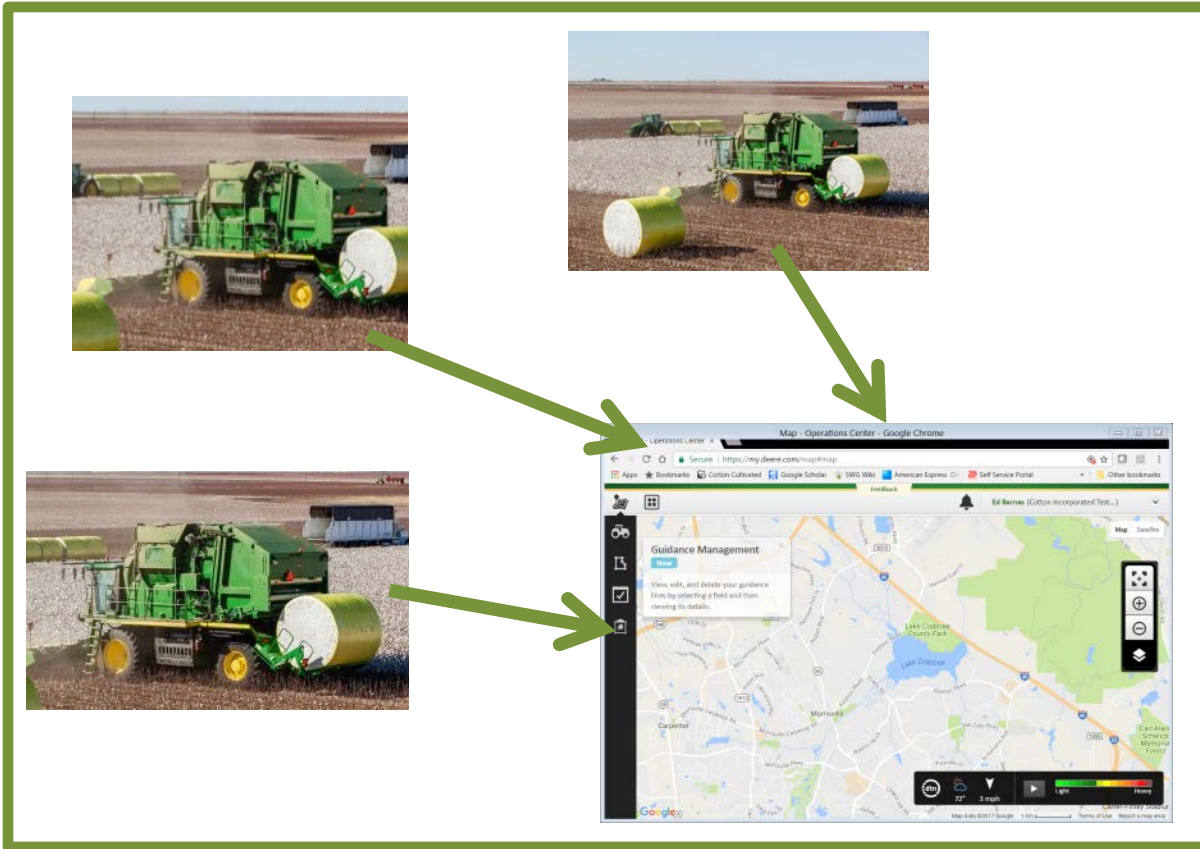
Ed Barnes
Cotton Incorporated

Focus on Cotton – 2017 – v1

Acknowledgements

- Bohn Technology, LLC – Lubbock, TX
 - Programing
- Beta Testers
 - Silver Creek Gin, MS
 - Jonathan McBride
 - Coastal Carolina Gin, NC
 - Todd Waters
- John Wanjura, Lubbock Gin Lab
- Randy Kasparbauer, John Deere

Overview



Advantages

- Program automates file download.
 - No logging onto John Deere site.
 - No selecting grower's files to download
 - No unzipping
- Can see when modules are ready without call from producer
- Plus all other benefits from RFID:
 - Modules do not need to be labeled
 - Ownership and farm information automatically transferred with module ID.
- → If you are going to use My John Deer at your gin this year, you want this program.

Summary of Steps

1. Establish a “My John Deere” account for the gin.*
2. Install Cotton Incorporated Download Software
3. Files will be installed to the folder you select on your computer.



*Current version specific to John Deere, but can be adapted for other systems in the future.



MyJohnDeere

Sign in to MyJohnDeere

Username

▶ [Forgot username?](#)

Password

▶ [Forgot password?](#)

PIN For John Deere Financial customers only.

▶ [Don't have a PIN?](#)

Remember Me

Not registered? [Create New Account](#)

▶ [Help Signing In ?](#) ▶ [Notifications \(0\)](#)

Your use of this site is governed by our [Terms of Use](#)

Your gateway to better business decisions

MyJohnDeere makes it simple to access secure John Deere web applications:

- Locate John Deere Financial information.
- Collect and analyze machine and agronomic information.
- Manage all your John Deere technology subscriptions.
- Search for parts solutions—including inventory and pricing—then place orders.
- Reduce the number of user IDs and passwords needed to access your applications.

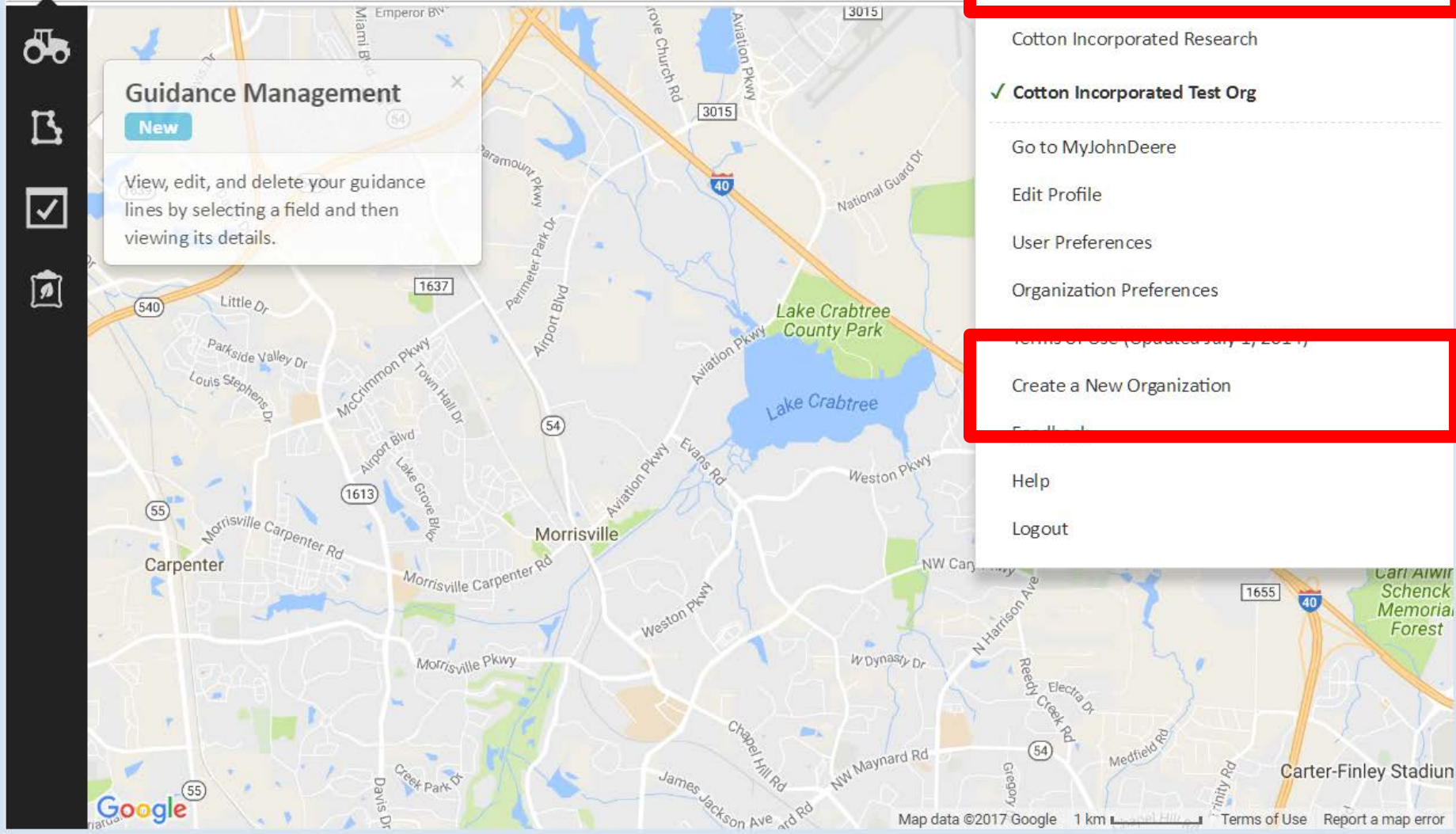
[register today.](#)

Guidance Management

New

View, edit, and delete your guidance lines by selecting a field and then viewing its details.

- Cotton Incorporated Research
- ✓ Cotton Incorporated Test Org
- Go to MyJohnDeere
- Edit Profile
- User Preferences
- Organization Preferences
- Terms of Use (Updated July 1, 2021)
- Create a New Organization
- Feedback
- Help
- Logout



File Downloader Setup

- PC Running: Microsoft® Windows® version 7, 8.1, or 10
- **Download Setup Package**
 - https://cottoncultivated.cottoninc.com/research_reports/cotton-harvest-data-download-utility/
- If it does not already exist on your system, the setup installer will install:
 - Microsoft SQL Express Local DB 2014
 - Microsoft .NET Framework 4.6.1.

CottonCultivated.CottonInc.com

HOME

RESEARCH & REPORTS

RESOURCES DIRECTORY

HOW TO VIDEOS

ABOUT

SEARCH

COTTON CULTIVATED

COTTON AG DATA, RESOURCES AND TRENDS

Welcome to your one-stop destination for cotton resources. Here you'll find up-to-date, region-specific information from our extensive Cotton Incorporated research library, universities and other top sources.

cotton harvest download



CottonCultivated.CottonInc.com

SEARCH RESULTS

This powerful search tool provides timely, relevant content from Cotton Incorporated's rich library as well as information from trusted sources.

cotton harvest download



ALL

FAR WEST

MIDSOUTH

SOUTHEAST

SOUTHWEST

SITE RESULTS

TRUSTED SOURCE RESULTS

Cotton Harvest Data Download Utility

The new cotton harvesters from John Deere have the option of directly transmitting module serial numbers ...

[Learn more >](#)

CottonCultivated.CottonInc.com

Cotton Harvest Data Download Utility

| 2017

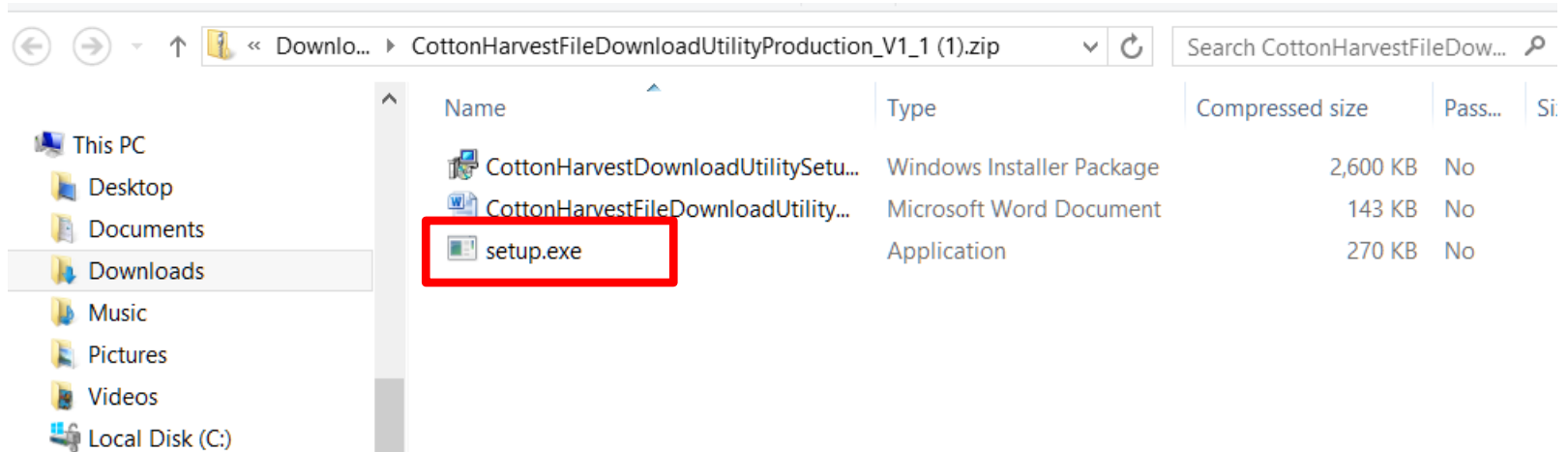
FAR WEST | *MIDSOUTH* | *SOUTHEAST* | *SOUTHWEST*



Cotton Harvest File Download Utility

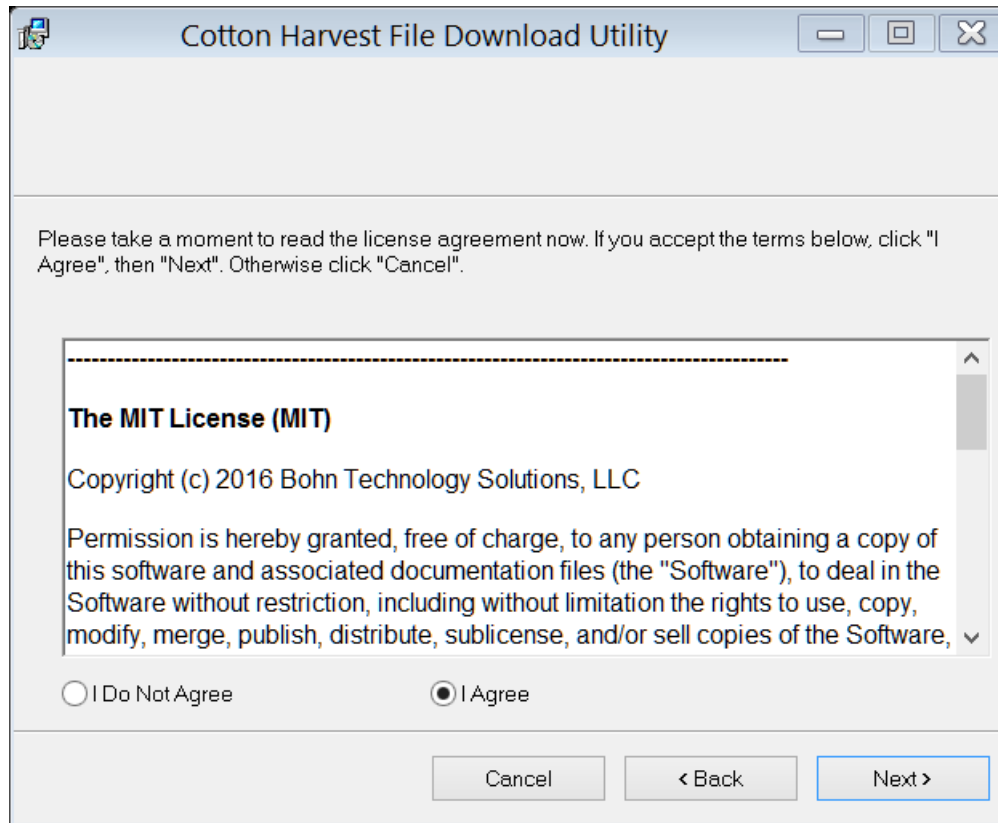
The new cotton harvesters from John Deere have the option of directly transmitting module serial numbers and other associated information directly to the “MyJohnDeere” web site in the form of a Harvest ID files. The Cotton Harvest File Download Utility may be used to automate the download of Harvest ID files from the website after you have established a MyJohnDeere account for your gin. Once your account is established, the program will assist you in requesting permission to receive files from your producers. The file will be uncompressed in a folder that you specify as a comma delimited file that can be imported to Excel and into eCotton gin software. While the software is specific to John Deere harvest ID files, it has been designed to support other data providers in the future as they become available. The zip file includes a user guide.

Zip File Downloaded

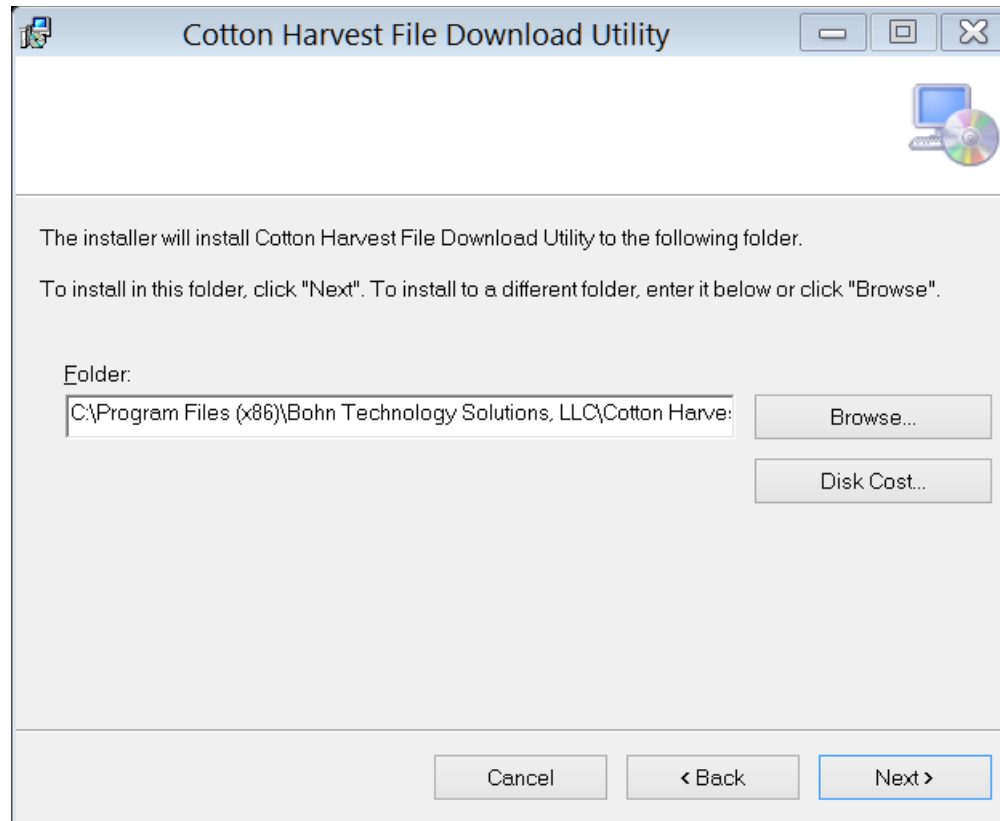


You may get a warning from windows about installing this file. If so, select **“More Info”** and then **“Run Anyway”**.

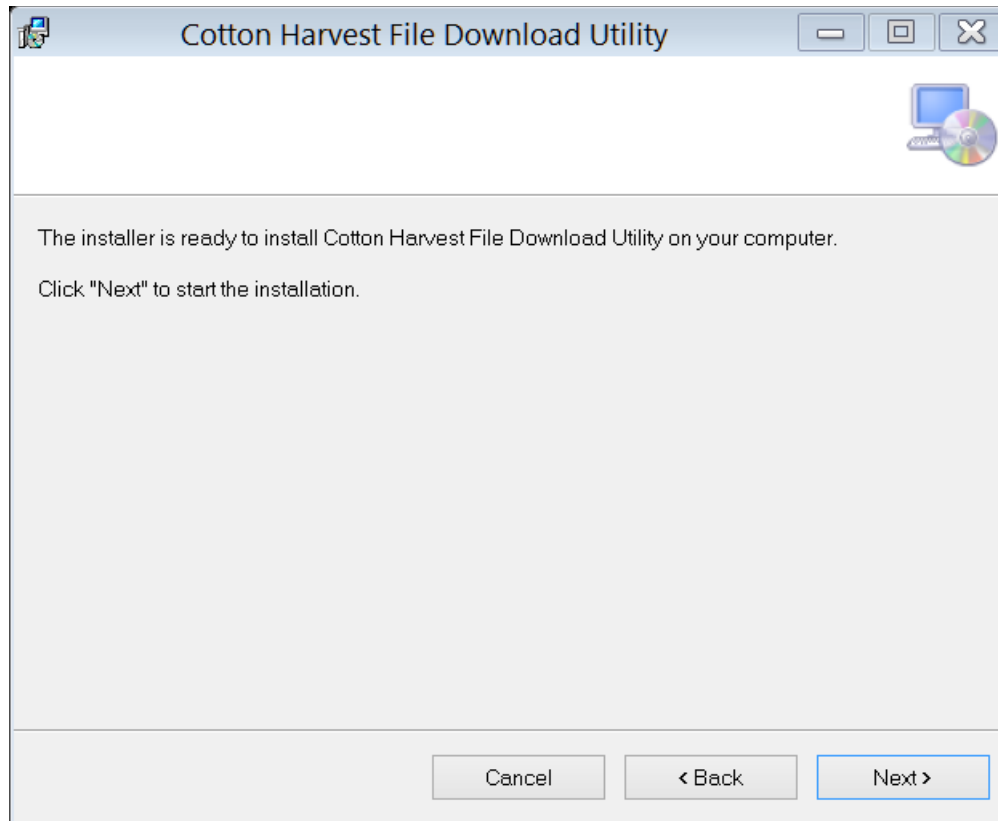
Installation



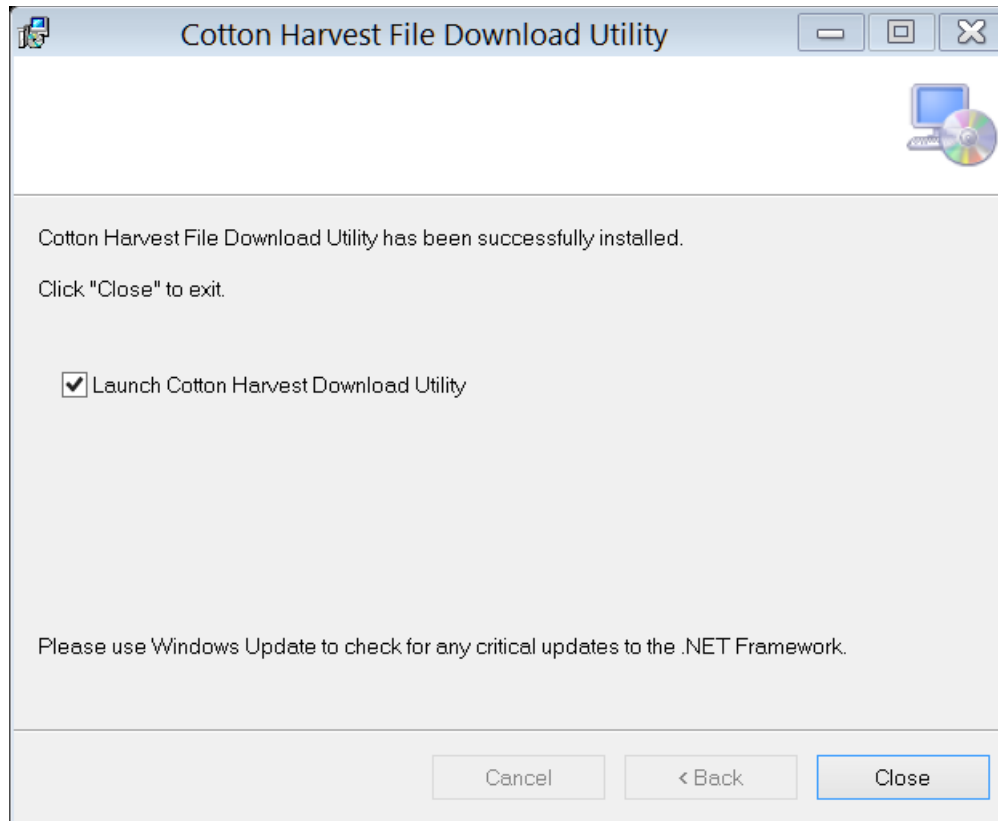
Installation



Installation



Installation



Program Setup

Initial Setup

Welcome, to the Cotton Harvest File Download Utility

In the next few steps you will be guided through establishing your data link and setting up automated downloads.

Step 1 - Link your MyJohnDeere account

To link your MyJohnDeere account you need to get a verifier code. Click the 'Get Verifier Code' button below. This will open your web browser. In your web browser, login to your MyJohnDeere account. After logging in, a verifier code will be displayed. Enter this code below and click Connect.

Verifier Code

Get Verifier Code

Connect

Exit

Program Setup



MyJohnDeere

Sign in to MyJohnDeere

Username

▶ [Forgot username?](#)

Password

▶ [Forgot password?](#)

PIN For John Deere Financial customers only.

▶ [Don't have a PIN?](#)

SIGN IN

Remember Me

Not registered? [Create New Account](#)

▶ [Help Signing In ?](#) ▶ [Notifications \(0\)](#)

Your use of this site is governed by our [Terms of Use](#)

Your gateway to better business decisions

MyJohnDeere makes it simple to access secure John Deere web applications:

- Locate John Deere Financial information.
- Collect and analyze machine and agronomic information.
- Manage all your John Deere technology subscriptions.
- Search for parts solutions—including inventory and pricing—then place orders.
- Reduce the number of user IDs and passwords needed to access your applications.

Register today.

CREATE ACCOUNT

LEARN MORE

Cotton Harvest File Download Utility would like to connect to your Operations Center account.



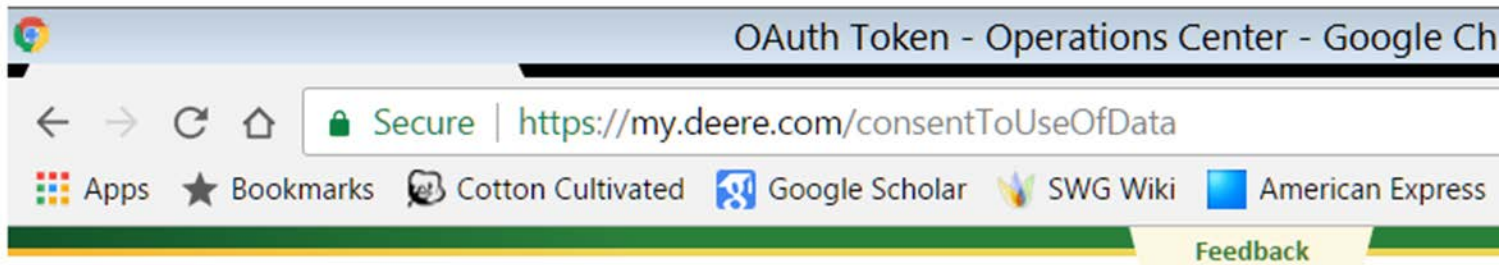
Allows gin to initiate partnerships, view existing partnerships, and automates download of harvest id files from partner organizations.

Allow access?

Don't ask me again for this client

ALLOW

Verification Code



Success!

Now, enter the verifier code into Cotton Harvest File Download Utility.

If anyone asks, your OAuth Request Token is

Enter Verification Code

The screenshot shows a software window titled "Cotton Harvest File Download Utility". The window has a menu bar with four items: "Activity Summary", "Manage Partners", "Download Settings", and "Connection Settings". Below the menu bar, the text "Initial Setup" is centered. The main content area features a large heading "Welcome, to the Cotton Harvest File Download Utility" followed by a paragraph: "In the next few steps you will be guided through establishing your data link and setting up automated downloads." Below this is another heading "Step 1 - Link your MyJohnDeere account" and a paragraph: "To link your MyJohnDeere account you need to get a verifier code. Click the 'Get Verifier Code' button below. This will open your web browser. In your web browser, login to your MyJohnDeere account. After logging in, a verifier code will be displayed. Enter this code below and click Connect." Under the heading "Verifier Code", there is a text input field containing "hKjn" and a "Get Verifier Code" button. At the bottom, there are two buttons: "Connect" and "Exit".

Cotton Harvest File Download Utility

Activity Summary Manage Partners Download Settings Connection Settings

Initial Setup

Welcome, to the Cotton Harvest File Download Utility

In the next few steps you will be guided through establishing your data link and setting up automated downloads.

Step 1 - Link your MyJohnDeere account

To link your MyJohnDeere account you need to get a verifier code. Click the 'Get Verifier Code' button below. This will open your web browser. In your web browser, login to your MyJohnDeere account. After logging in, a verifier code will be displayed. Enter this code below and click Connect.

Verifier Code

hKjn

Select Folder and Frequency

Initial Setup

Step 2 - Download Settings

Download Frequency

Files should be downloaded

Download files daily at

Download location

Current download folder: C:\CottonHarvestDownload\Downloads2

Automatically start application on system startup

Select Growers

Cotton Harvest File Download Utility

Activity Summary Manage Partners Download Settings Connection Settings

Add Partner Edit Selected Partner Delete Partner Import Partners

Organization	Email	Shared Files	Source
--------------	-------	--------------	--------

Edit Partner

Organization name:

Email:

Source:

Re-send access request.

Organization requesting partnership:

Save Cancel

When Running

The screenshot shows the 'Cotton Harvest File Download Utility' application window. It features a navigation bar with tabs for 'Activity Summary', 'Manage Partners', 'Download Settings', and 'Connection Settings'. The 'Activity Summary' tab is active, displaying an 'Information' section with the following details:

- Download Folder: C:\CottonDownloads\ (with a 'Change folder' button)
- Next Download: 12/30/2016 8:00:00 AM (with a 'Download now' button)
- Status: Completed successfully at 12/29/2016 10:03:46 AM (with a 'Manage connection' button)

Below the information section is a 'Recent Files' section with two buttons: 'View Files' and 'View Log'. A table lists the recent files:

	Partner	File
▶	John Doe Farms	..\A06660X035102_20161229100346_273.TXT
	Acme Farms, Inc	..\B06660X035102_20161229100345_009.TXT

- Activity Summary
- Manage Partners
- Download Settings
- Connection Settings

Information

Download Folder: C:\CottonHarvestDownload\Downloads2\

Change folder

Next Download: 3/24/2017 8:00:00 AM

Download now

Status: **Connected**

Manage connection

Recent Files

View Files

View Log

Partner	File
---------	------

Open
Quit



Module Numbering Standard

- Current proposed ASABE draft standard X647 has two Options:
 - **A:** Compatible to system currently used by John Deere round modules – based on GID96.
 - **B:** Uses an internationally recognized Global Trade Item Number (GTIN)
- **Goal:** A gin never has to think about this other than make sure the tags and readers they use conform to the ASABE standard.



ebarnes@cottoninc.com