

The Science Behind Herbicide Volatility

Dr. Tom Mueller
University of Tennessee



2019 Row Crop Short Course
December 2, 2019
Starkville, MS

Overview of presentation

- Research overview
- Dicamba studies:
- Field
 - field surface condition
 - dicamba formulation
 - Effect of rainfall
- Laboratory
 - Effect of spray pH, temperature, formulation
 - Formulation effects of spray pH
- Closing thoughts

Overview of presentation

- What I am NOT going to cover today:
- Vapor pressure calculations
- Henry's law constants
- Inversions
- Acid:Base Equilibria concepts
- Ukraine, or The Ukraine

Disclaimer

- Views and Ideas expressed in this presentation do not represent the views of the University of Tennessee
- Department of Plant Sciences
- Tennessee Department of Agriculture
- Tennessee Soybean Promotion Board
- Mention of a product does not constitute endorsement of that product to the exclusion of other similar products
- Some of this data is unpublished and subject to interpretation



Farming Is Not Big Gardening

*A Story about Modern Production
Agriculture in the United States*

Thomas C. Mueller

TC Mueller, 2019

Drift comments

- Contrast Particle and Vapor drift
- Particle drift
 - Droplet never hits target
- Vapor Drift
 - Droplet hits targets, moves later

Dicamba

- Much recent effort to emissions under field and lab conditions
- All herbicides volatilize to some extent
- Roundup alone very low emissions
- Carbamothioates very high
 - (must be incorporated)
 - Eradicane
 - Sutan +

Effect of Formulation and Application Time of Day on Detecting Dicamba in the Air under Field Conditions

Thomas C. Mueller, Daniel R. Wright, and Kirk M. Remund*

The development of dicamba-tolerant and other auxin-tolerant crops will enable the use of these effective herbicides in soybean and cotton at application timings such as at planting or over-the-top that are not currently possible. This research examined the effect of various factors on detection of postapplication amounts of dicamba in the air under field conditions by coupling a sample collection system with advanced chemical analysis of those samples. The quantity of dimethylamine salt of dicamba that was detected within 48 hr after application was two times greater ($P < 0.05$) than the quantity of diglycoamine salt formulation based on field studies in 2009. Regardless of application timing, the amount of detected dicamba was greatest during the 0 to 12 hr time period after application. However, the total detected after 48 hr was less for evening applications (5 micrograms [μg]) compared with midday (17 μg) or morning (14 μg) applications based on 2010 field trials. Average ambient air temperature (and other weather variables) correlated with higher detection levels of dicamba in the air in the field.

Nomenclature: Dicamba; soybean, *Glycine max* (L.) Merr.

Key words: Dicamba, drift, off-site movement, stewardship, volatility.

Published by Mueller and 2 co-authors from Monsanto
These methods are the basis for later studies discussed.

Dicamba formulations

- DiGlycolAmine (DGA) salt, Clarity, others
- Xtendimax from Monsanto (Bayer)
 - DGA + Vapor Grip (acetate pH modifier)
- Engenia (BAPMA salt) from BASF
 - Different salt has lower emissions

Tractor spraying herbicide



Sampler in field, exhaust port vented



Hobo soil probes to record temperature



How does surface condition affect dicamba volatility?

A. tilled ground

B. dead plant vegetation

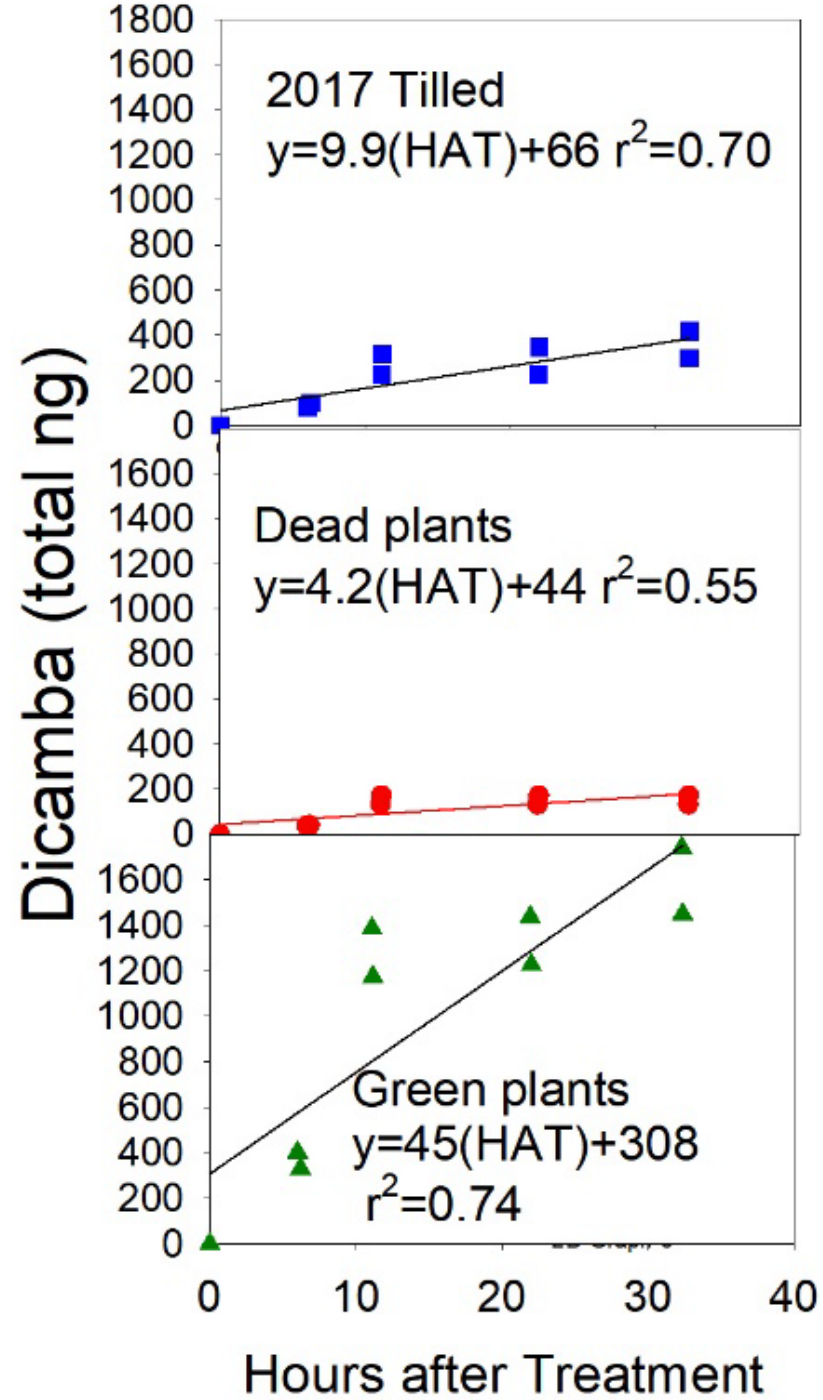
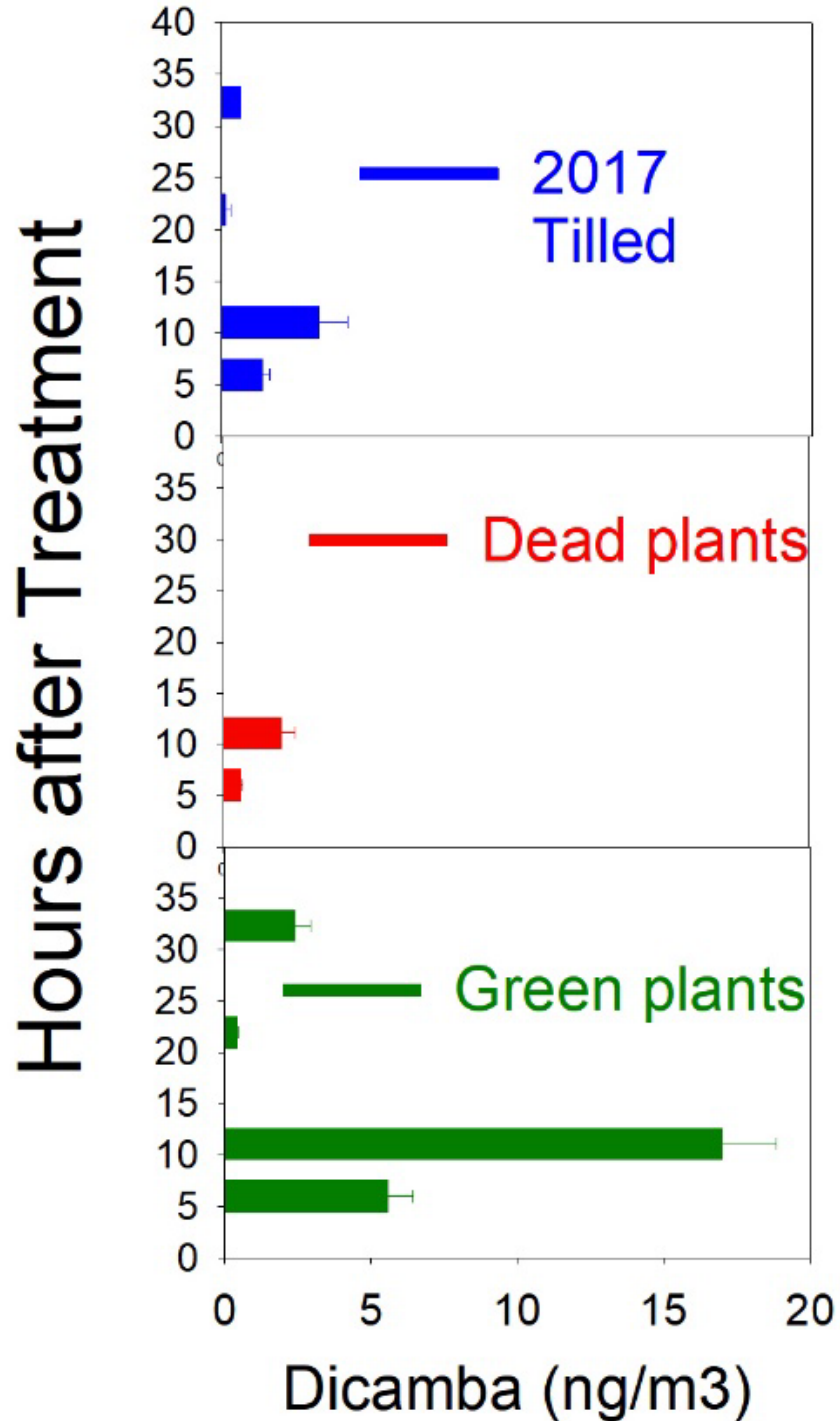
C. Live (green) plant vegetation







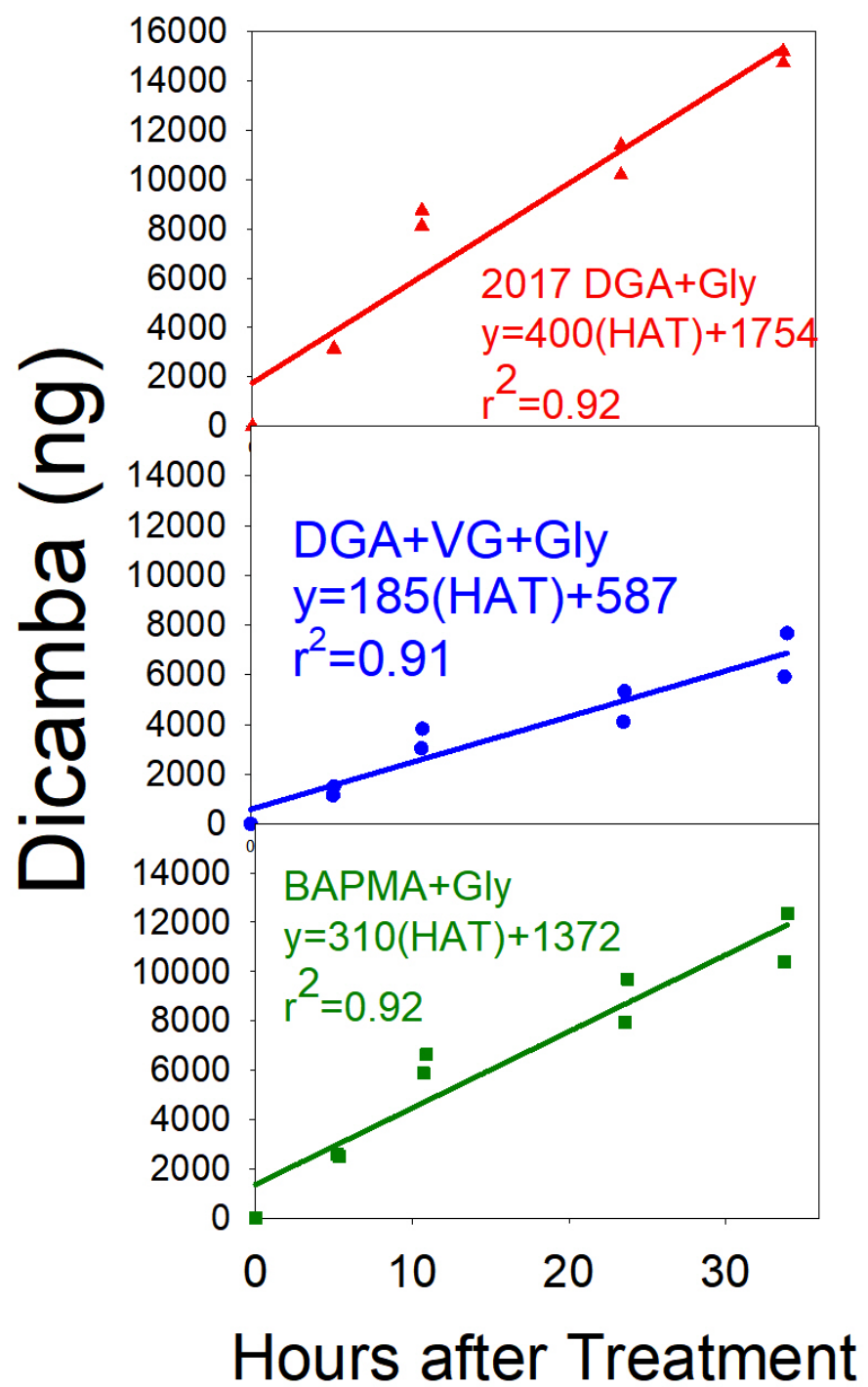
rainfall
occurred
12 HAT



Do new formulations volatilize?

1. Set up trial with DGA, BAPMA and DGA+VG
2. All with Roundup Powermax in tank



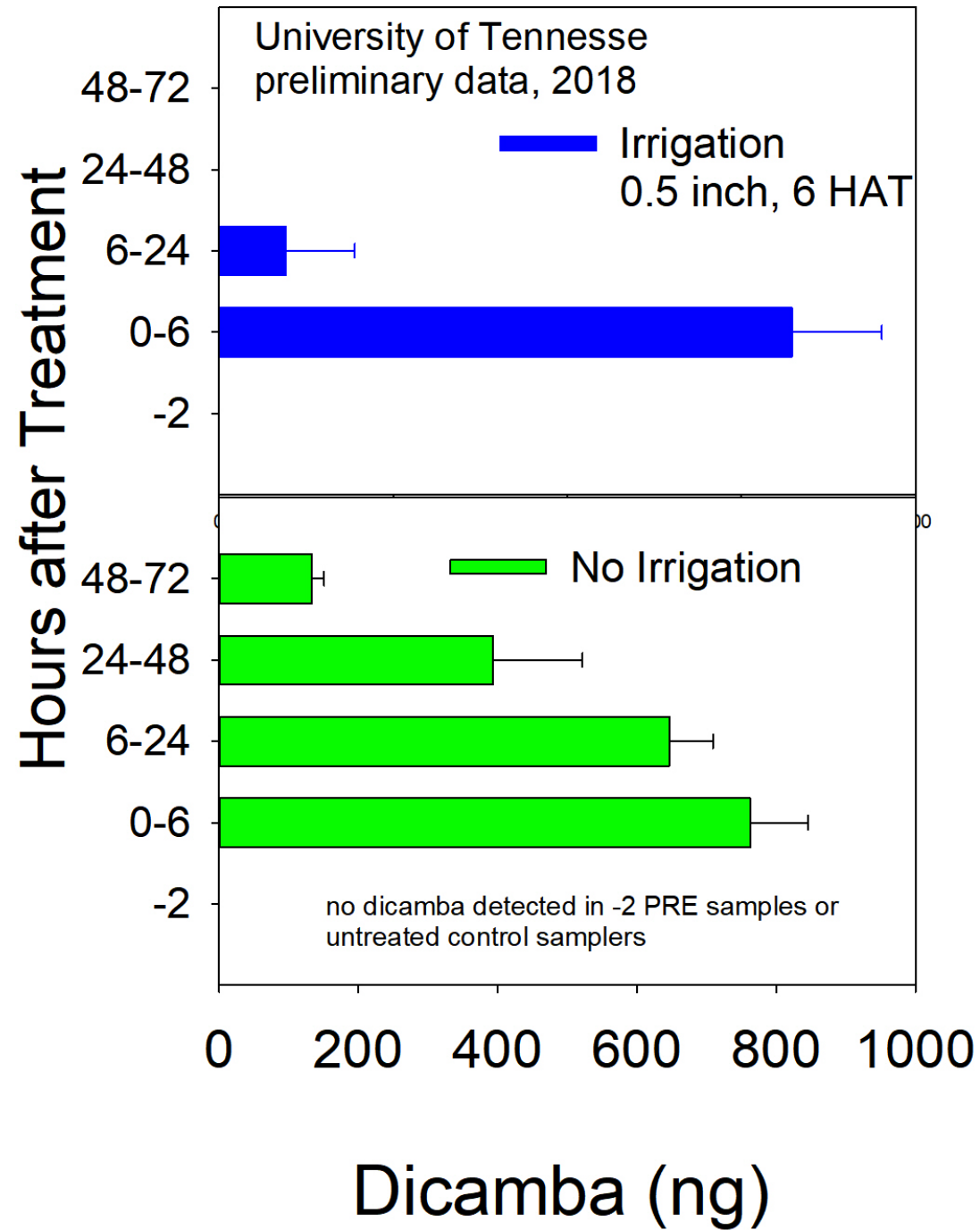


What is the effect of rainfall on dicamba vapors?

1. Paired plot design (yes and no irrigation)
2. Dicamba (DGA+VG)+glyphosate on both plots
3. Samplers inside plot area

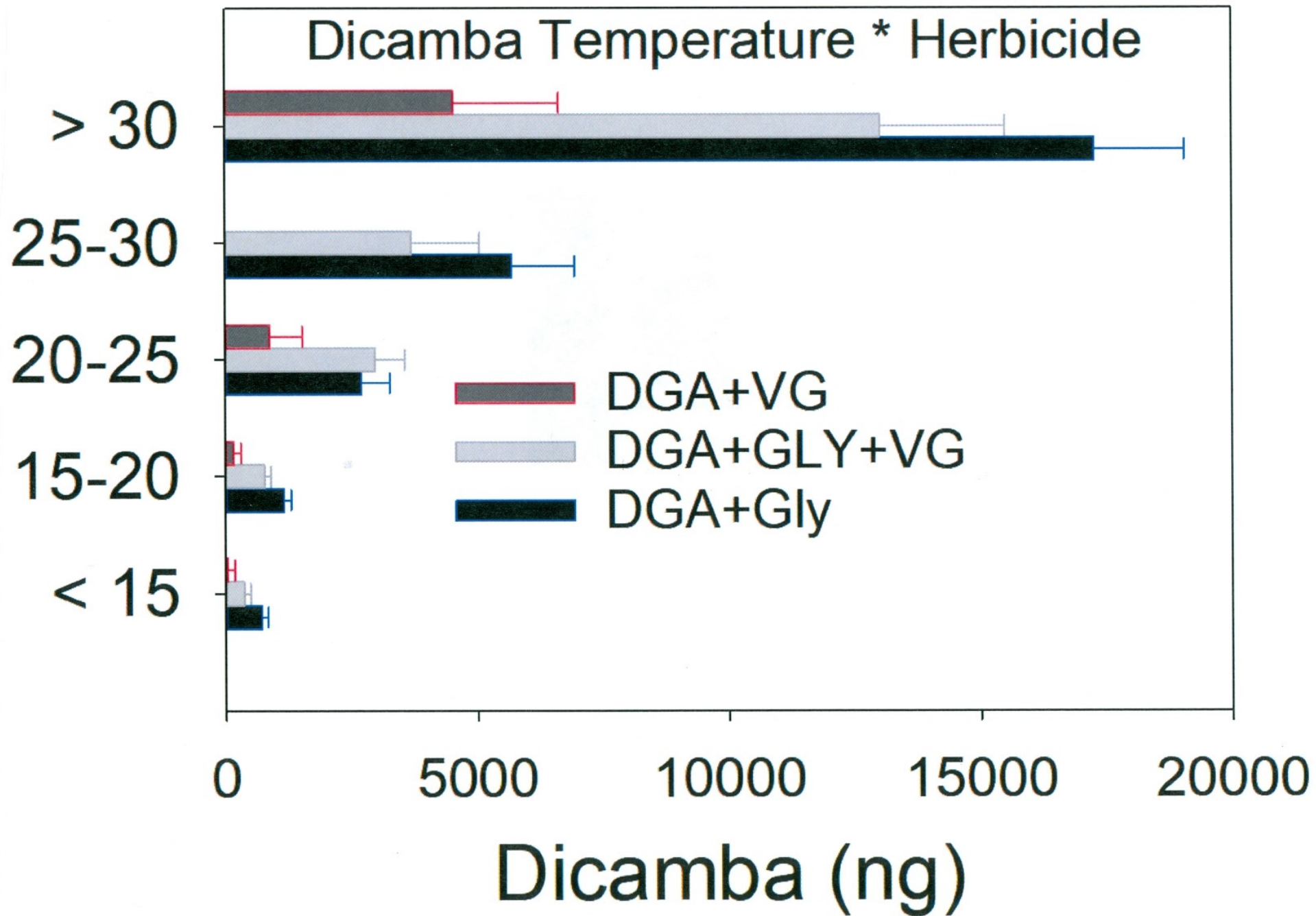
New samplers
Water-resistant
Automatic flow
adjustment





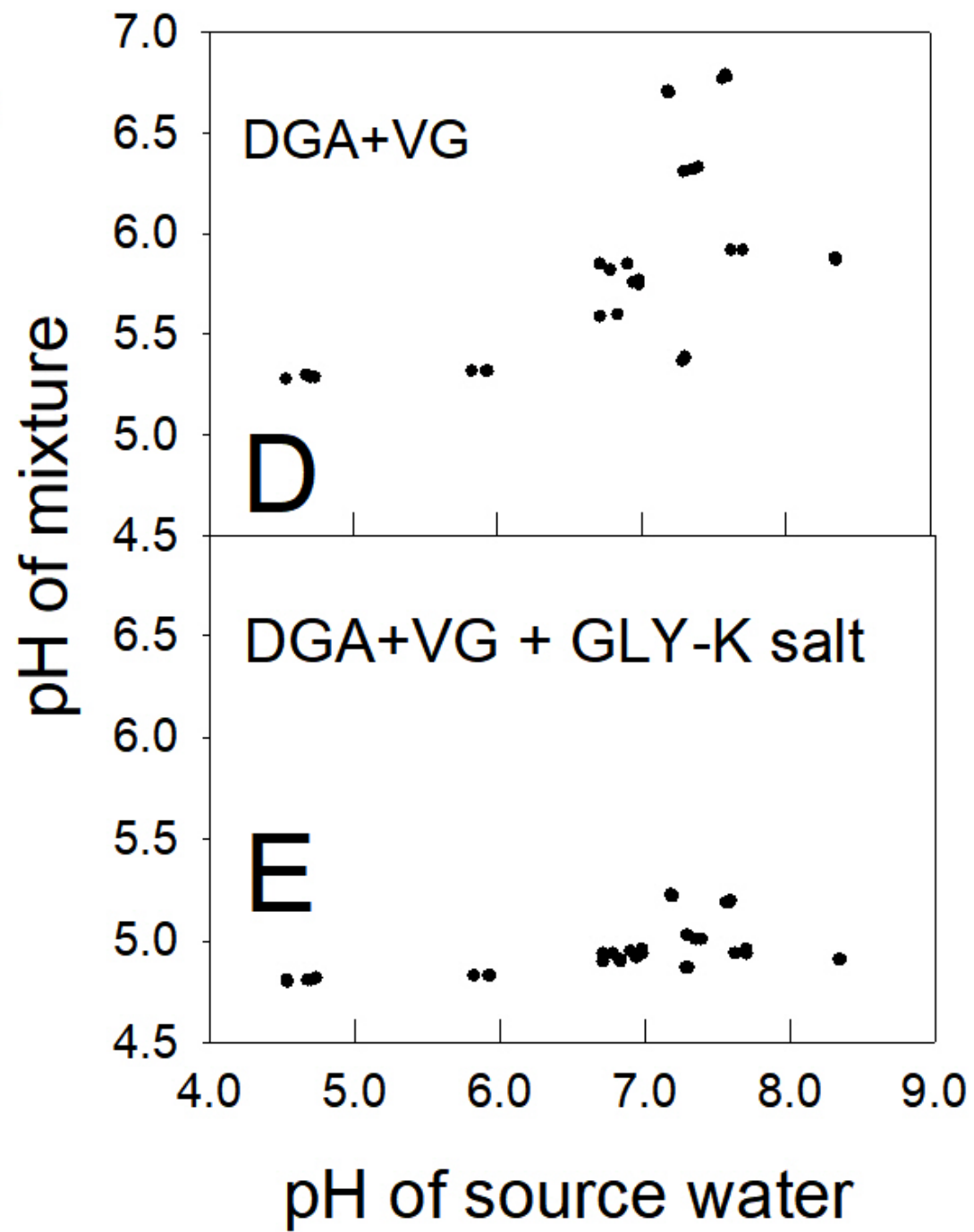


Temperature range (C)



pH effects of tank mixtures?

1. All lab studies
2. Water sources with pH from 4.6 to 8.3
3. Various mixtures, measure pH
4. pH < 5.0 indicates off-label application




General Observations

- More dicamba from green plant material
- Similar volatility of new formulations to DGA
- Temperature & spray pH affect dicamba emissions
- Rainfall reduces dicamba emissions
- Glyphosate lowers spray pH

Comments on water pH

- pH is on a log scale
- Conduct demonstration

The pH Scale



Comments on water pH

- What is the pH of your water in your sprayer?
- If < 5.0 , then more dicamba will go to vapors
- Many choices to raise spray mixture pH

Closing comments

- How to stop dicamba volatilization
- 1. cannot stop completely
- 2. spray at lower temperatures
- 3. do not add Roundup to tank
- 4. spray earlier in the season
 - Lower temp
 - Less plant material

Acknowledgments

- This research was funded by the Tennessee Soybean Promotion Board, and United Soybean Board
- Technical assistance by David Kincer, Joe Beeler, Trey Clark and several student workers
- Always read and follow all label instructions for all crop protection products





Farming Is Not Big Gardening

*A Story about Modern Production
Agriculture in the United States*

Thomas C. Mueller

TC Mueller, 2019

Questions?

